

B.D.I.[®] STRAIN RELIEF DEVICE INSTALLATION INSTRUCTIONS

NOTE: THESE INSTRUCTIONS ARE FOR B.D.I. STRAIN RELIEF DEVICES BEING USED WITH INSERT HOLDERS AND HOLDERS UTILIZING A SANITARY FITTING CLAMP.

Insert Type Holder (See Figure A)

1. The lead wire assembly is provided with double headed ties (2 additional ties are provided for convenience). Create double loop as shown in Figure A-1 illustration. Slip the tie over one companion flange stud as shown, locating it near where the B.D.I. strip exits. Snug the tie around the stud and the B.D.I. wire as shown in Figure A-2.
2. Plug the B.D.I. connector into the lead wire connector using a slight twisting action.

FIGURE 'A-1'

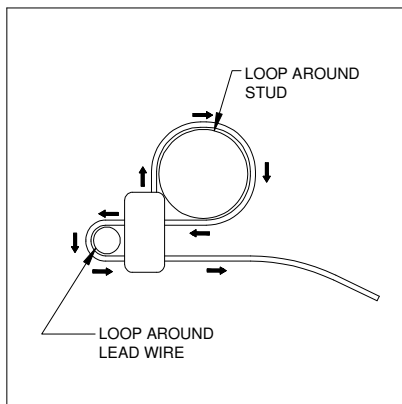
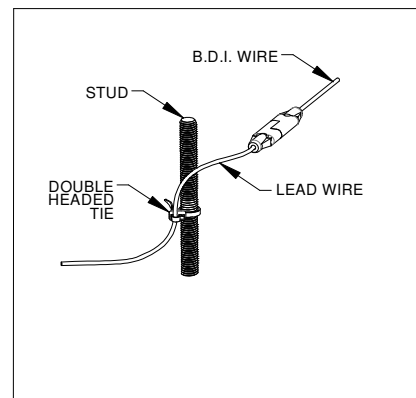


FIGURE 'A-2'



Sanitary Type Holder (See Figures B, C, and D)

1. Before tightening the clamp, install the strain relief mounting tab.
2. Slide the clamp stud through the hole in the mounting tab as shown in Figures B, C, and D. Install the nut and torque as necessary.
3. Insert the leadwire into the standoff clip.
4. Plug the B.D.I. connector into the leadwire connector using a slight twisting action.

FIGURE 'B'

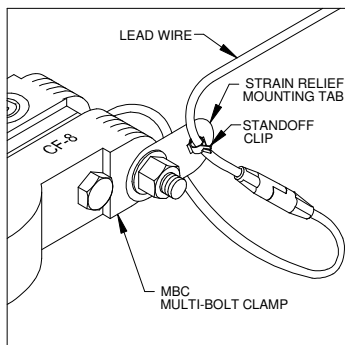


FIGURE 'C'

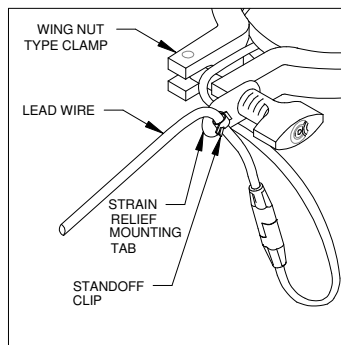
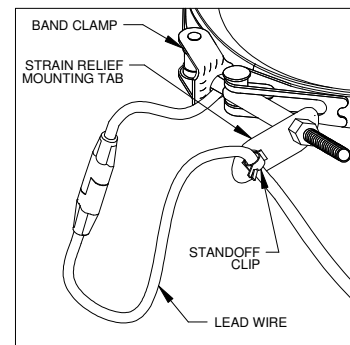


FIGURE 'D'



Customer Service

If you wish to discuss your application, installation, or maintenance, please contact the customer Service Department at one of the addresses shown on the last page of these instructions.



Continental Disc[®] Corporation

Performance Under Pressure[®]



First Certified in 1992



If stamped, this product is built in accordance with the requirements of the ASME Boiler and Pressure Vessel Code, Section VIII, Division 1.

China Manufacture License

Products are in full compliance with the provisions of the Peoples Republic of China Import Regulations for Boiler and Pressure Vessel safety devices.



3A Sanitary Standards Stamp

If stamped, this product is in full compliance with the 3A standards, Serial #60-00, of the International Association of Milk, Food, and Environmental Sanitarians, Inc.



European Union CE Mark

If stamped, this product is certified to conform to the essential requirements of the Pressure Equipment Directive.

Continental Disc Corporation has representatives located throughout the world.
Contact the office nearest you for the authorized representative in your area.

 	HEADQUARTERS // 3160 W. Heartland Drive Liberty, MO 64068 USA Ph (816) 792 1500 Fax (816) 792 2277 sales@contdisc.com	contdisc.com
THE NETHERLANDS Energieweg 20 2382 NJ Zoeterwoude-Rijndijk The Netherlands Ph +[31] 71 5412221 Fax +[31] 71 5414361 cdcnl@contdisc.com	CHINA Room 910, Tower B, COFCO Plaza No. 8 JianGuoMenNei Avenue Beijing (100005), P.R. China Ph +[86] 10 522 4885 Fax +[86] 10 6522 2885 cdcchina@contdisc.com	INDIA 423/P/11, Mahagujarat Industrial Estate, Moraiya, Sarkhej-Bavla Road, Ahmedabad [GJ] 382213 INDIA Ph +[91] 2717 619 333 Fax +[86] 10 6522 2885 gcimpl@contdisc.com

Continental Disc Corporation reserves the right to alter the information in this publication without notice.

Reproduction without written permission prohibited.

© 1996, 2001, 2011, 2012 Continental Disc Corporation

Printed in U.S.A.